

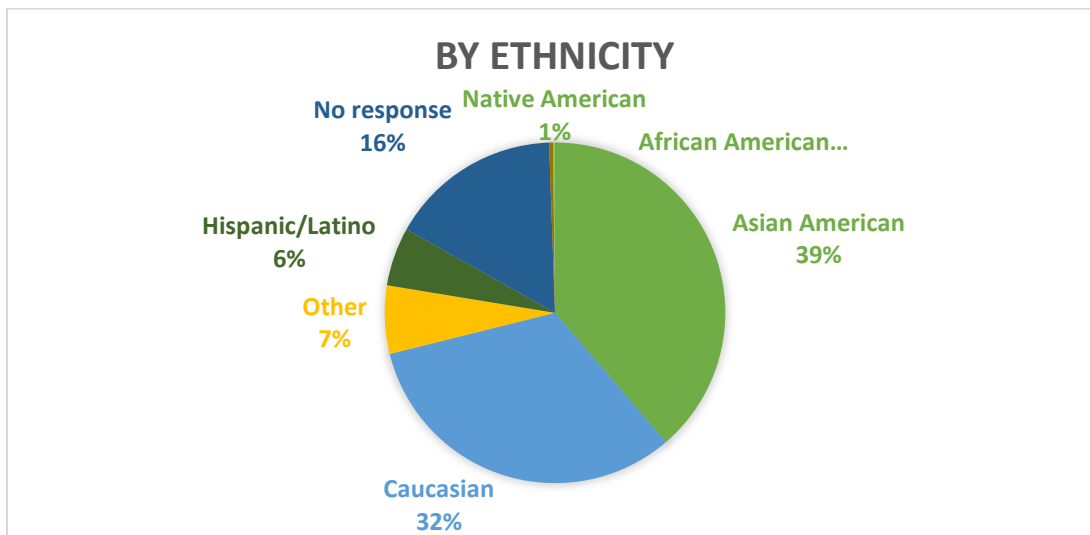
DMI Survey results for St. Joseph/Old Mission San Jose Parish

The Disciple Maker Index (DMI) survey is part of Diocese of Oakland's Mission Alignment Process (MAP) program. The survey was conducted from October 14th to November 18th, 2021. The purpose of this survey is to gain an understanding of individual spiritual growth and engagement with the parish.

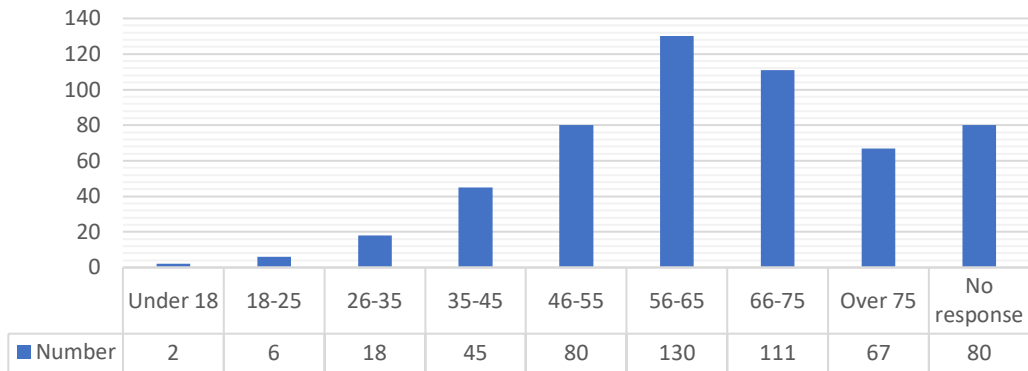
Our parish had a very good response rate to the survey. Of 1,100 weekly average mass attendees, 540 parishioners completed the surveys. This is a 49% parishioner response rate.

We received a report with summary data for our parish and Diocesan and national statistics for comparison. The following data is based on the total number of parishioners completing the survey.

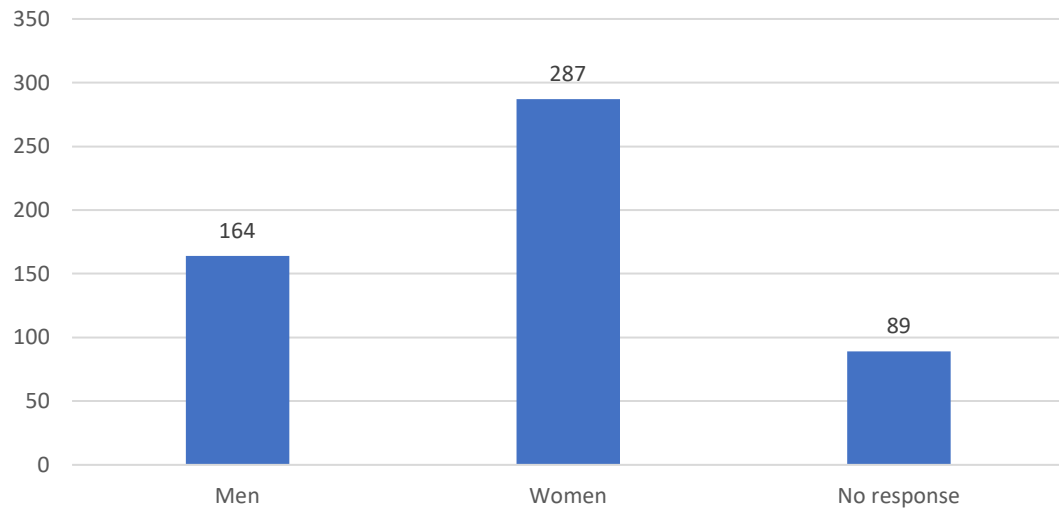
❖ Who are we? Our Demographics



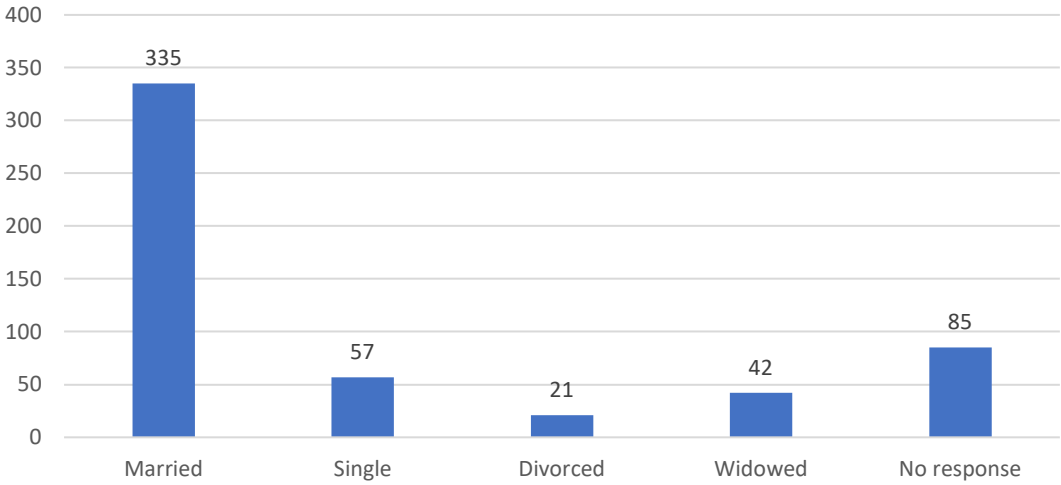
Parishioner Age Brackets




Men/Women Respondents

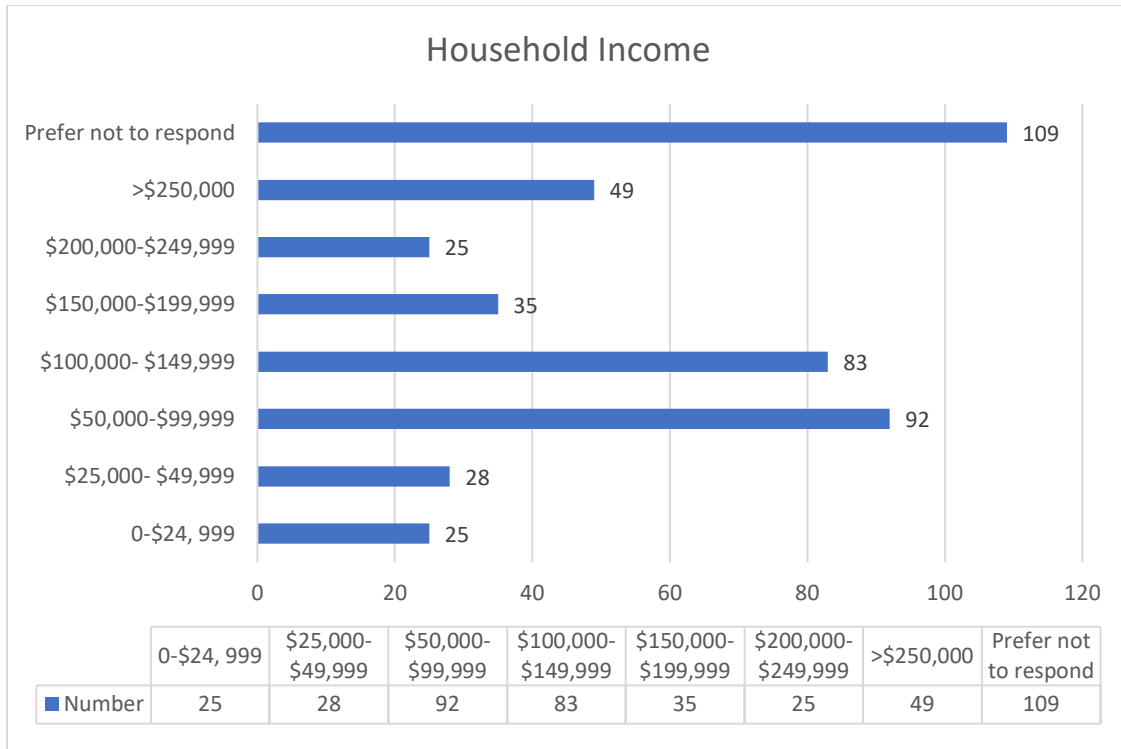


By Marital Status



Years as a St. Joseph Parishioner





❖ **Where are we as a parish?**

1. Parish demographics have changed from majority Caucasian to majority Asian (Chinese, Indian, Vietnamese, and Filipino). These newcomers to the parish are educated and devoted Catholics. However, our long-term parishioners are having difficulty adjusting to change.
2. We need to promote stewardship to increase participation in parish ministries and support of our parish and school. Success will result in more parishioners actively participating in our pastoral care and caritas ministries and more parents enrolling their children in our school.
3. A small number of parishioners are very involved in multiple ministries, but we need to develop future leaders to sustain our pastoral care and caritas ministries.
4. We have high “strongly agree” and “agree” responses to questions about belief in Core Catholic Teachings, but we have a lower frequency of participation in Reconciliation than the Diocesan and national averages.
5. 49% of our parishioners identify in Stage 4 and 31% in Stage 3 of the DMI Catholic Journey Index (see table below). However, despite having 80% in Stages 3 and 4, which is higher than the national average, our responses to the survey’s Missionary Impulse questions were low.

	Stages of the Catholic Growth Journey
Stage 1	I consider myself Catholic, though faith is not a significant part of my life
Stage 2	I practice my Catholic faith, but do not know Jesus personally like a friend
Stage 3	My relationship with Jesus Christ is the most important relationship in my life
Stage 4	I have personally encountered Jesus Christ and am growing as a disciple

6. With 80% of our members self-identifying as being at Stage 3 and 4 on DMI's Catholic Journey Index, our greatest opportunity is teaching them how to evangelize and why this is important, and then helping them to become comfortable and confident sharing our faith with others. Success will increase parish membership.
7. We have higher than average Mass attendance (14% daily plus 77% weekly) and individual prayer frequency (70% daily plus 15% weekly).
8. Our new Family of Faith program, where parents teach their children at home, receive support from the parish, and worship together at our noon Sunday Mass, has been well-received. 73% of parishioners strongly agree parents are responsible for the spiritual growth of their children.
9. Only half of our parishioners with school-age children send them to our parish school, and our school is under capacity.
10. Most parishioners now have a realistic understanding of the spiritual, financial, and physical state of the parish and the need for change.

❖ **How well are we doing as a parish on Bishop Barber's three goals for our Diocese?**

1. Amazing Sunday Worship Experience

- Mass attendance
 - St. Joseph: 77% attend weekly, 14% daily
 - National average: 77% attend weekly, 11% daily
- I believe the Eucharist is the real Body and Blood of Jesus
 - St. Joseph: 72% strongly agree, 13% agree
 - National average: 71% strongly agree, 17% agree

- Individual prayer time with God
St. Joseph: *70% daily, 15% weekly*
National average: *64% daily, 19% weekly*
- I believe Jesus died and rose for my salvation
St. Joseph: *77% strongly agree, 13% agree*
National average: *78% strongly agree, 14% agree*
- Music at Sunday Mass enhances my worship experience
St. Joseph: *38% strongly agree, 35% agree*
National average: *32% strongly agree, 36% agree*
- Our Parish has vibrant and engaging Sunday Masses
St. Joseph: *36% strongly agree, 33% agree*
National average: *36% strongly agree, 40% agree*

2. Forming Missionary Disciples

- I have invited someone to join an activity at our parish
St. Joseph: *2% daily, 8% weekly, 6% monthly, 8% quarterly, 38% once/twice a year*
National average: *1% daily, 4% weekly, 6% monthly, 10% quarterly, 46% once/twice a year*
- I have invited someone to Mass
St. Joseph: *2% daily, 14% weekly, 7% monthly, 6% quarterly, 34% once/twice a year*
National average: *1% daily, 8% weekly, 7% monthly, 10% quarterly, 41% once/twice a year*
- I have shared my personal faith story with someone
St. Joseph: *5% daily, 4% weekly, 10% monthly, 10% quarterly, 28% once/twice a year*
National average: *3% daily, 7% weekly, 9% monthly, 12% quarterly, 33% once/twice a year*
- I have shared the story of Jesus with another person
St. Joseph: *5% daily, 17% weekly, 13% monthly, 12% quarterly, 30% once/twice a year*
National average: *5% daily, 10% weekly, 11% monthly, 13% quarterly, 34% once/twice a year*
- My parish helps form me as a disciple of Jesus Christ
St. Joseph: *24% strongly agree, 40% agree*
National average: *25% strongly agree, 45% agree*
- My pace of spiritual growth:
St. Joseph: *6% Rapid growth, 35% growth at steady pace, 18% Growing but would like to grow more*

Diocese: 6% *Rapid growth, 35% growth at steady pace, 16% Growing but would like to grow more*

National average: 4% *Rapid growth, 31% growth at steady pace, 16% Growing but would like to grow more*

○ My Catholic journey:

St. Joseph: 49% *My relationship with Jesus is most Important, 31% I have personally encountered Jesus and grown as a disciple, 16 % Practice my Catholic faith & don't know Jesus as a friend*

Diocese: 47% *My relationship with Jesus is most Important, 28%, I have personally encountered Jesus and grown as a disciple, 19% I practice my Catholic faith, but I don't know Jesus as a friend*

National average: 36% *My relationship with Jesus is most Important, 35% I have personally encountered Jesus and have grown as a disciple, 24% I practice my Catholic faith, but I don't know Jesus as a friend*

3. Works of Charity and Mercy

○ My parish provides me with opportunities to serve those in need

St. Joseph: 33% *strongly agree, 45% agree*

National average: 36% *strongly agree, 45% agree*

❖ **Areas with the most room for improvement are:**

1. Sharing my personal faith story
2. Sharing about Jesus
3. Confidence in the Church's Teachings
4. Forming me as a Disciple
5. Sharing God's Work in my life