



# **St. Joseph Parish 2019-2021 Trend Analysis**

**State of the Parish - July 30, 2022**

**Gina Mehta , Business Manager**

**Sandra Hernandez, Parish Secretary**



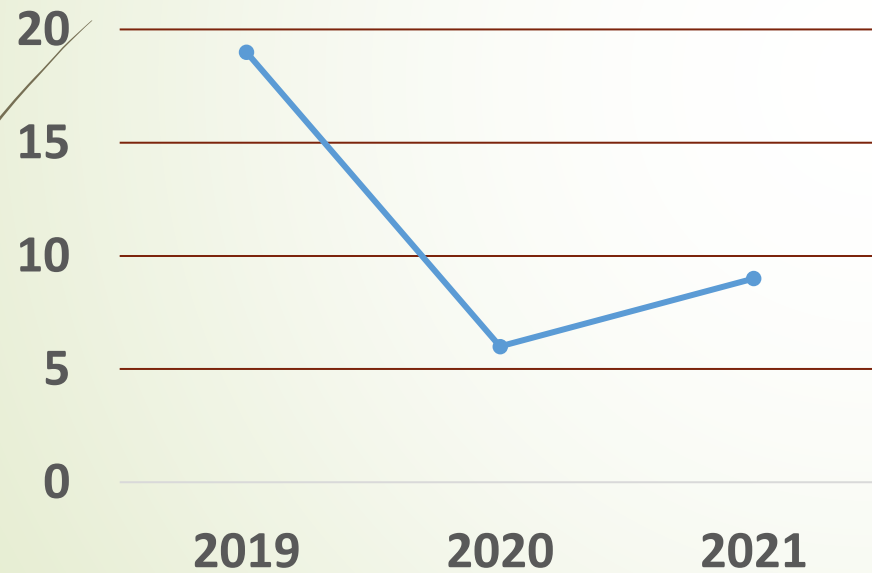
# Categories

- Sacramental Registers
  - Plate Collection Trend
  - Income Statement Trend Analysis
  - Income Statement as of May 31, 2022
- 

# Weddings and Baptisms 2019-2021

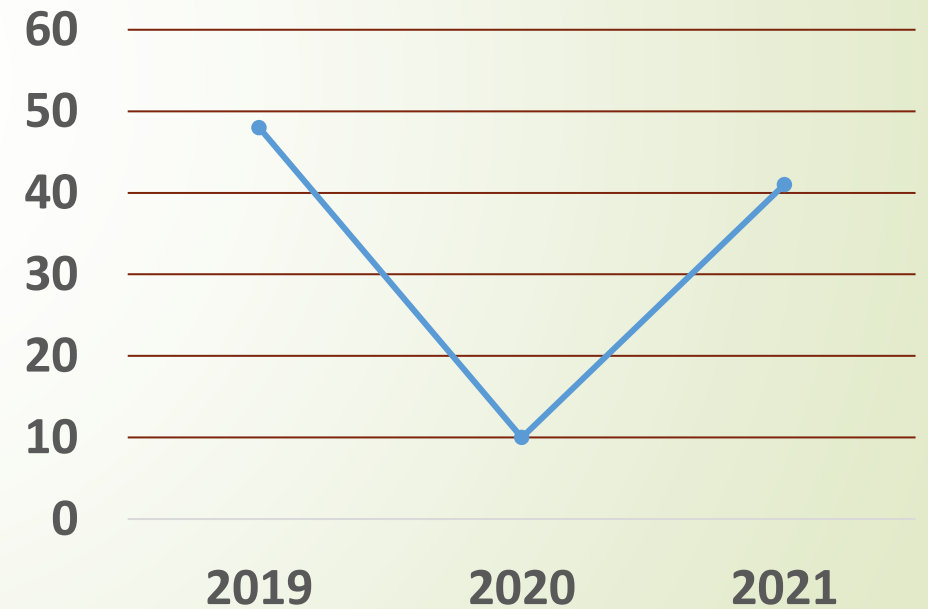
Data shows a decline of 52%  
comparing 2019 VS 2021.

## WEDDINGS



Data shows a decline of 14%  
comparing 2019 VS 2021.

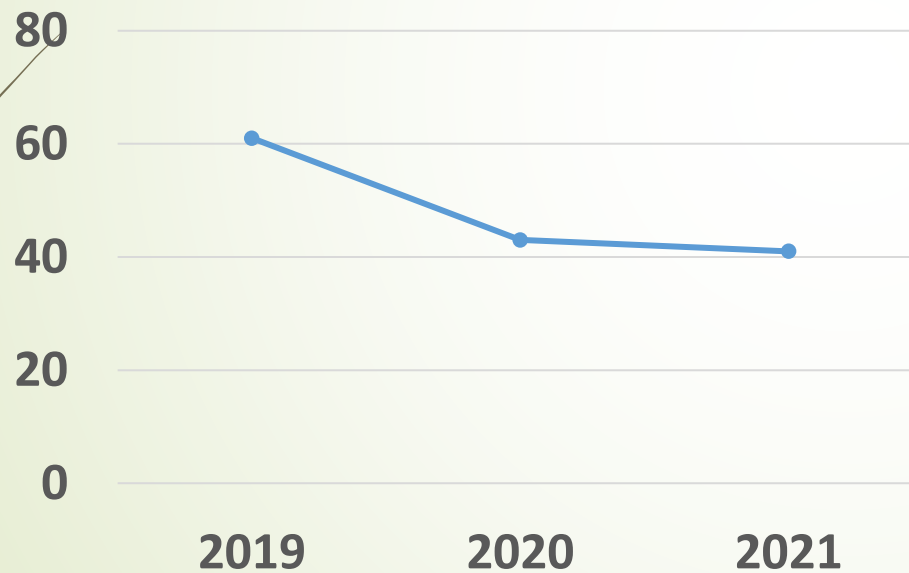
## BAPTISMS



# Communions & Confirmations 2019-2021

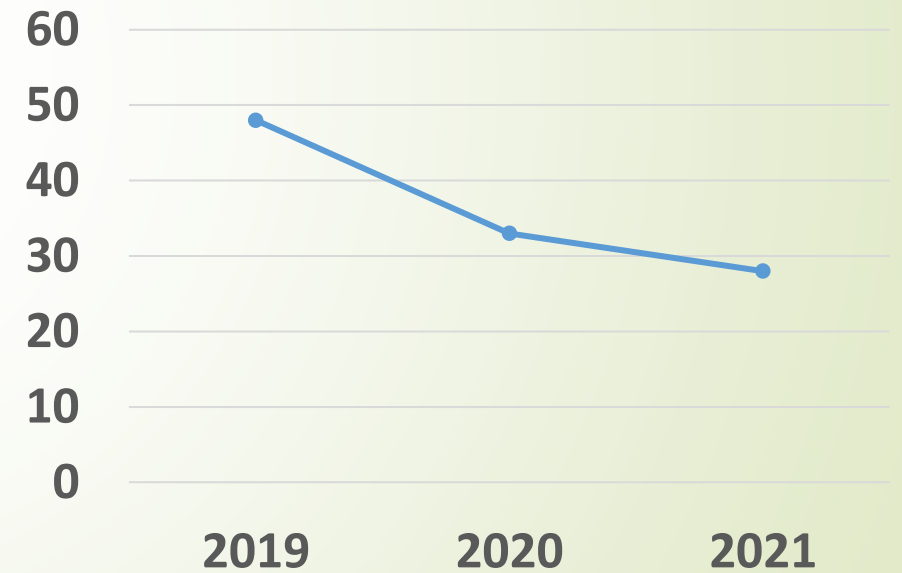
Data shows a decline of 32% comparing 2019 VS 2021.

## COMMUNIONS



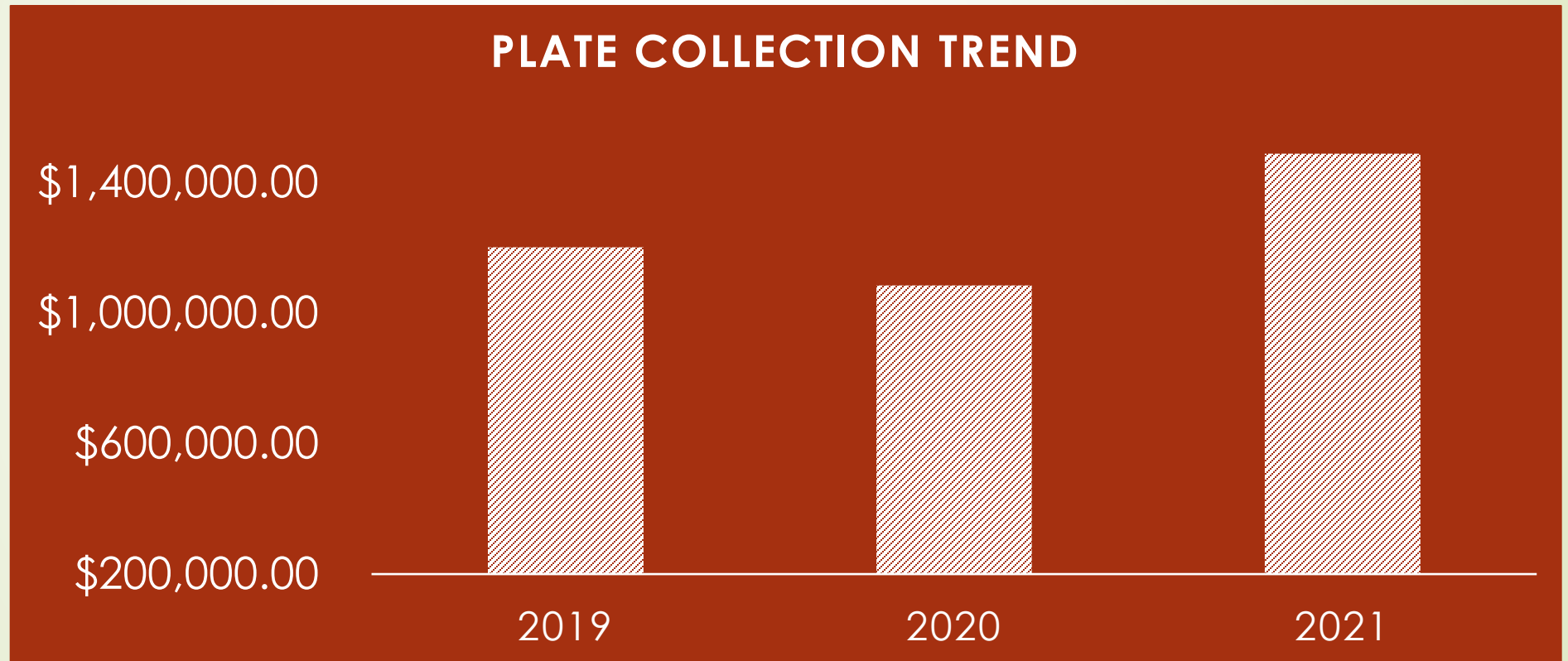
Data shows a decrease of 41% from 2019 as compared to 2021.

## CONFIRMATIONS



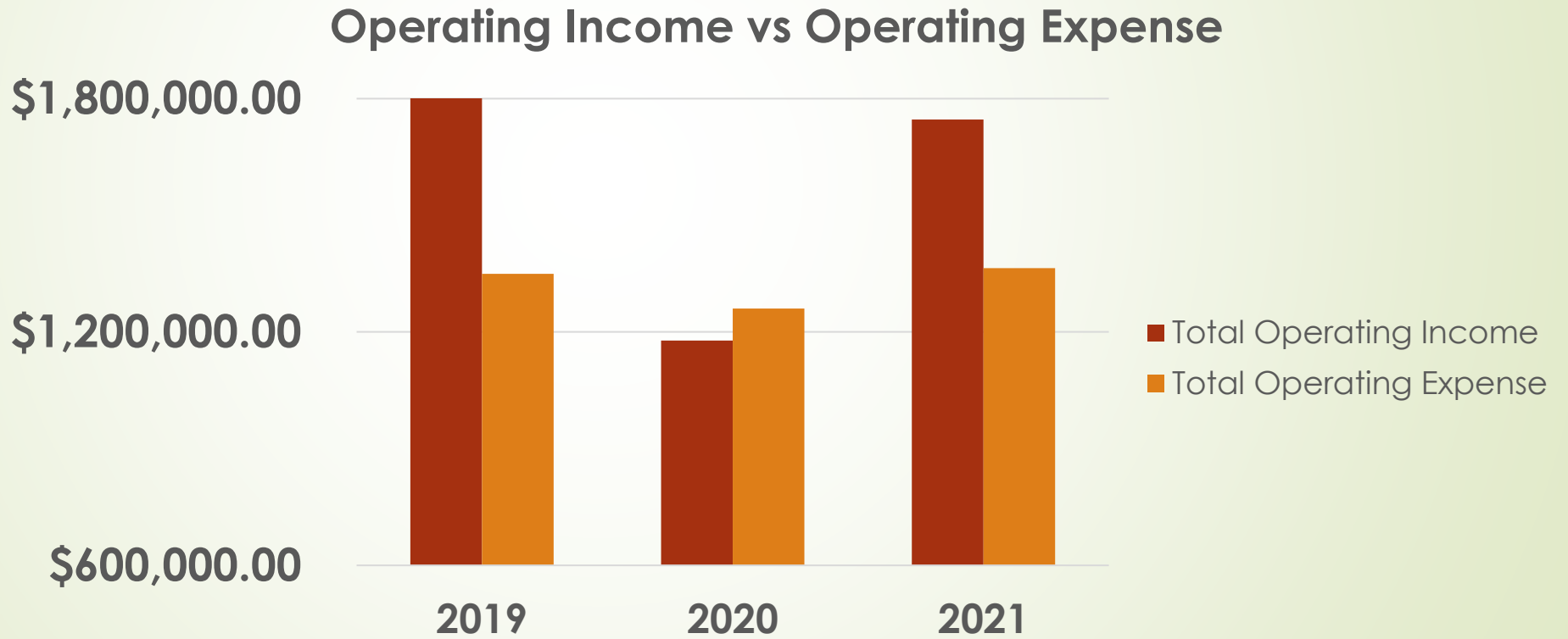
# Plate Collection Trend 2019-2021

Data shows a growth of 24% comparing 2019 vs 2021.



# Operating Income vs Operating Expense

There was a significant increase in 2021 income that offsets the 2020 shortfall. We received approval for payroll subsidy of \$115,200 under the government Paycheck Protection Program (PPP) which boosted our Other Income. Our expenses were generally in-line with budget except for Facilities expense. We addressed several deferred maintenance items. We ended up with a net surplus of \$382,224 in 2021.



### **INCOME STATEMENT AS OF MAY 31, 2022**

Our total operating income as of **May 31, 2022**, exceeded our total operating expenses by \$258,145.47.

**Our Operating Income** – Our operating income comes entirely from our parishioners and mainly from plate collections. Total operating income of \$843,349 was higher than budget by \$204,4765 and \$112,790 higher than same time last year. Plate collection of \$709,678 was above budget by \$103,012 and \$181,758 higher than same time last year. Other Income for May 2022 was lower than same time last year because of the Paycheck Protection Program (PPP) received in 2021 for the amount of \$115,200. Sacramental and Ministerial Services income had a slight increase to Budget due primarily to the timing of fees.

<b>Operating Income</b>	<b>2021 MAY YTD</b>	<b>2022 MAY YTD</b>	<b>2022 MAY YTD</b>	<b>Budget YTD</b>
	Actual	Actual	Budget	Variance
<b>Plate Collection/Easter</b>	527,920	709,678	606,666	103,012
<b>Bequest and Gifts</b>	56,567	104,665	-	104,665
<b>Ministerial and Sacramental Services</b>	20,905	22,289	20,411	1,878
<b>Interest Income</b>	4,255	4,659	7,132	(2,476)
<b>Other Income</b>	120,912	2,058	4,375	(2,317)
<b>Total Operating Income</b>	730,559	843,349	638,584	204,762

**Our Operating Expenses** – We are primarily a service organization and thus, the majority of our expenses relates to staffing and facilities. Total operating expense of \$585,204 was below budget by \$42,002. Facilities expense included the palm and other trees trimming maintenance, cleaning of the field along the Creekside and repaving of the St. Joseph pathway.

<b>Operating Expense</b>	<b>2021 MAY YTD</b>	<b>2022 MAY YTD</b>	<b>2022 MAY YTD</b>	<b>Budget YTD</b>
	Actual	Actual	Budget	Variance
<b>Administration</b>	122,705	121,955	152,519	30,564
<b>Diocesan Assessment</b>	54,342	47,142	47,142	-
<b>Priest and Rectory Living</b>	70,152	39,494	41,482	1,988
<b>Liturgy</b>	61,822	65,593	73,678	8,085
<b>Ministerial Expenses</b>	122,568	122,608	135,675	13,067
<b>Parish Property</b>	145,413	148,447	143,702	(4,745)
<b>Parish School Subsidy</b>	12,643	12,571	12,275	(296)
<b>Other Operating Expenses</b>	12,195	27,394	20,733	(6,661)
				-
<b>Total Operating Expense</b>	601,840	585,204	627,206	42,002
<b>SURPLUS (DEFICIT)</b>	128,719	258,145	11,378	246,767